







Once




—————









# Revise Your Project: Create a New Package



With Full Access you can easily revise their project by creating a new package. All versions of your project become a permanent part of your electronic project record.

✓ Note that this is the first package in the sequence.

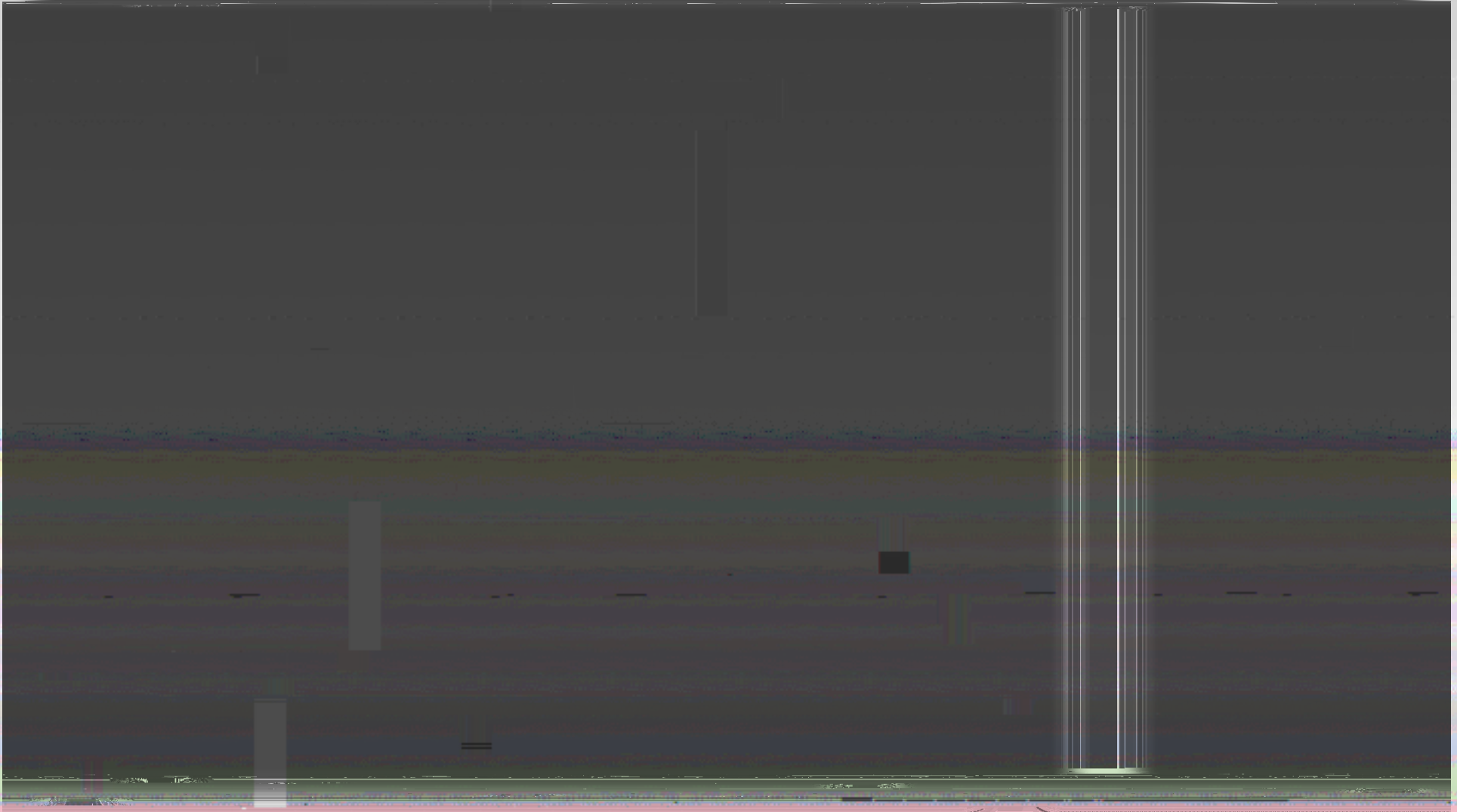
✓ To create a new package from an existing package, click on "Create a New Package."






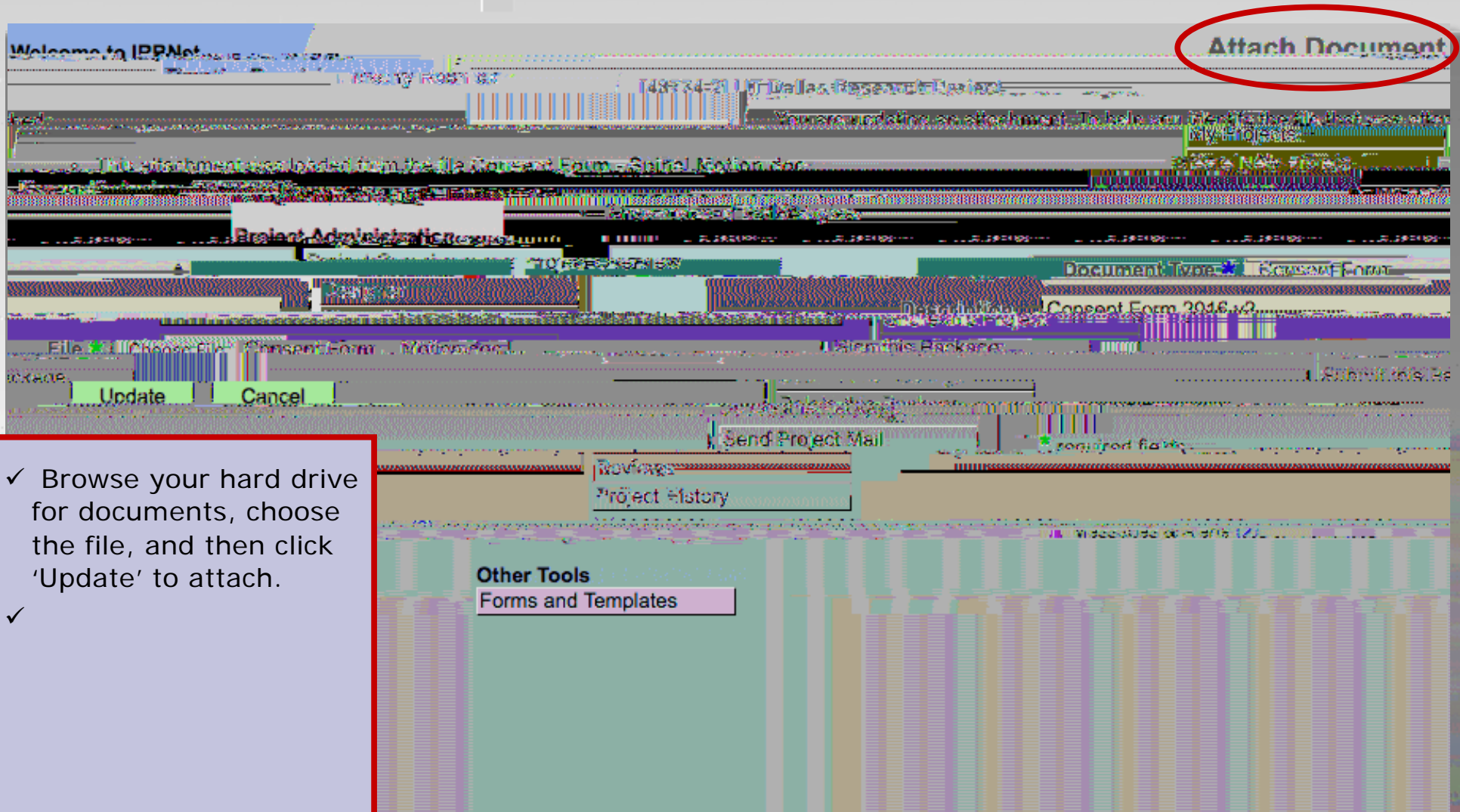
---

The Project History page displays all packages in this project. From here you may also create





Browse and locate the revised or new document on your computer, and attach by clicking the Update button.



Attach Document

Update Cancel

Other Tools  
Forms and Templates

✓ Browse your hard drive for documents, choose the file, and then click 'Update' to attach.

✓



IRBNet

Welcome to IRBNet

Designer

[48774] UT Dallas Research Project

My Projects


48774-2

Project Administration

Project Overview


Checklist

This screenshot shows a web application interface for IRBNet. It features a navigation menu with items like 'My Projects', 'Project Administration', and 'Project Overview'. A specific project is highlighted as '[48774] UT Dallas Research Project'. The interface includes various buttons and links for project management.






The Document Revision History tool reveals all document versions for each given Document Type within the project.




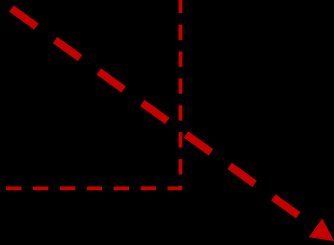
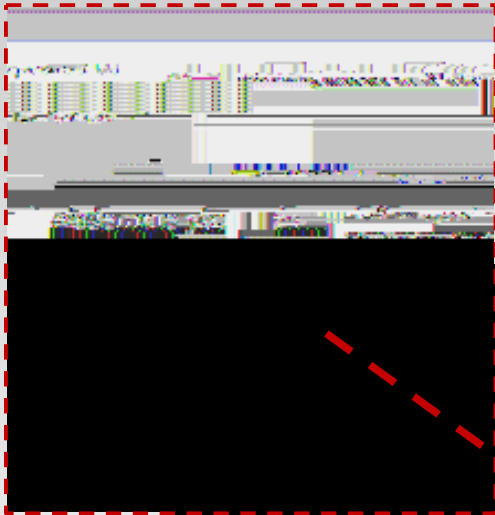
✓ The Document Revision History tool reveals all document versions for each given Document Type within the project.




# All Documents view




Selecting 'All Documents' from the Package Navigator reveals a comprehensive list of all documents assembled in the Designer.








Submit your package to your committee of record. (i) 13(t)14( ) 11 (y) 1







# Submit to your Board



The system enables you to send a message to your coordinator, and indicate submission type. IRBNet knows the coordinator of your committee.

My Projects  
Create New Project

Submit

✓ Send a kind word to your committee coordinators!

Note: The package will be locked upon submission.





Your Committee Office can offer you assistance and training on IRBNet as well as advice on how to comply with important policies and standards as you use IRBNet.

